




















0A



## Symbols

Listed in the table below are the symbols indicating instructions and other information necessary for servicing.

The meaning of each symbol is also included in the table.

Symbol	Definition
	Torque control required. Data beside it indicate specified torque.
	Apply oil. Use engine oil unless otherwise specified.
	Apply molybdenum oil solution. (Mixture of engine oil and SUZUKI MOLY PASTE in a ratio of 1 : 1).
	Apply SUZUKI SUPER GREASE A. 99000-25011
	Apply SUZUKI MOLYBDENUM GREASE L. 99000-25280
	Apply SUZUKI MOLY PASTE. 99000-25140
	Apply SUZUKI SILICONE GREASE. 99000-25100
	Apply SUZUKI WATER RESISTANT GREASE EP2. 99000-25350
	Apply SUZUKI BOND 1207B. 99000-31140
	Apply SUZUKI BOND 1215. 99000-31110
	Apply THREAD LOCK CEMENT 1303B. 99000-32030
	Apply THREAD LOCK CEMENT 1322D. 99000-32150
	Apply THREAD LOCK CEMENT 1360. 99000-32130
	Use SUZUKI SUPER LONG LIFE COOLANT (BLUE). 99000-99032-20X
	Use SUZUKI LONG LIFE COOLANT (GREEN). 99000-99032-12X
	Use SUZUKI FORK OIL G-10. 99000-99044-10G
	Apply or use brake fluid.
	Use special tool.
	Do not reuse.
	Note on reassembly.